

# VOYAGE

KENETHCOBONPUE

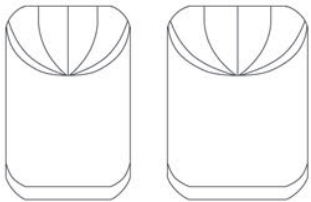
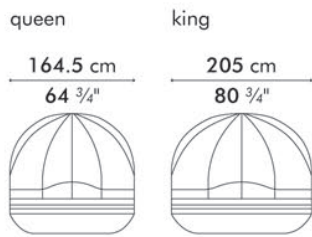
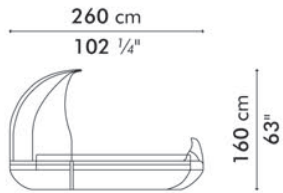





BED  
NITE TABLE

🏠 abaca or buri, steel, nylon twine

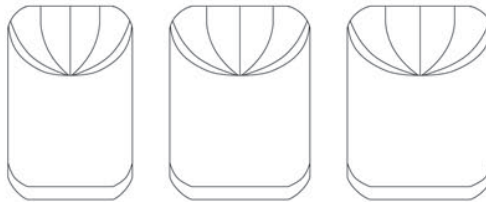
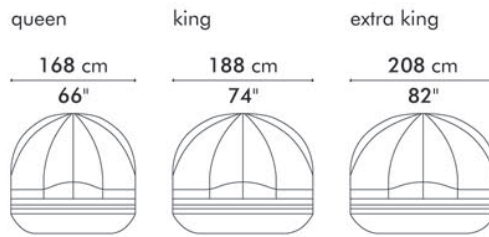
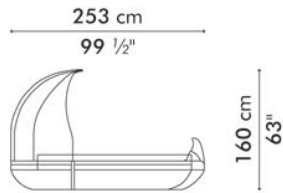
# VOYAGE

## Bed American



	QUEEN	KING
	76.5 kg 169 lbs	94.5 kg 208 lbs
	3.60 m <sup>3</sup>	4.46 m <sup>3</sup>
	1 box	

## Bed European



	QUEEN	KING	EXTRA KING
	77 kg 170 lbs	90.5 kg 200 lbs	96 kg 212 lbs
	3.64 m <sup>3</sup>	4.25 m <sup>3</sup>	4.44 m <sup>3</sup>
	1 box		

## Nite Table



	8 kg / 18 lbs
	0.20 m <sup>3</sup>

**INDOOR** abaca or buri, steel, nylon twine



brown